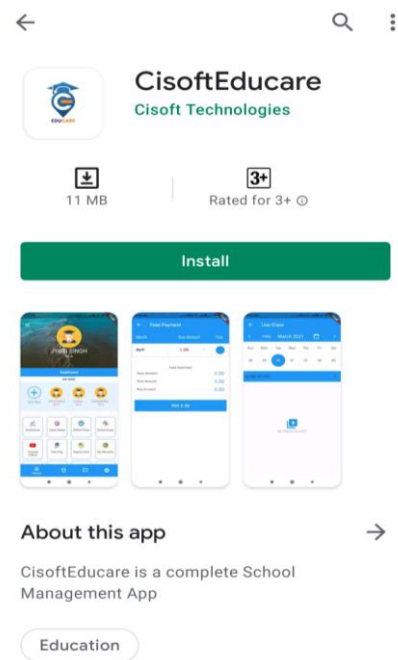




INSTRUCTION FOR ONLINE PAYMENT OF SCHOOL FEES

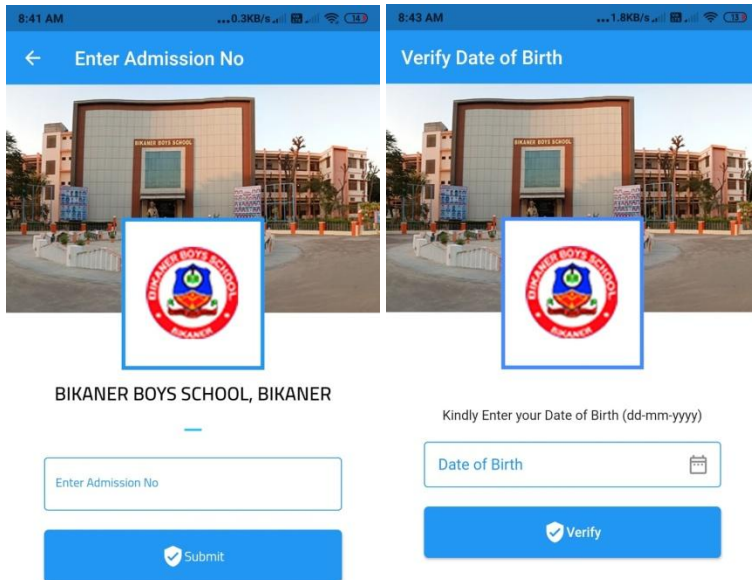
Step 1: Search on play store as 'CisoftEducare' and install the application




Step 2: Install it and Enter the school code 'BBSBKN' and Verify. Then Click on 'Register as Parent' Option.



Step 3: Enter the admission number of your ward and click Submit button. Then Enter Date of Birth in DD-MM-YYYY format and click Verify Button.



Step 4: Create Username and Password and click Save & Login option



Personal Information

Display Name

Username

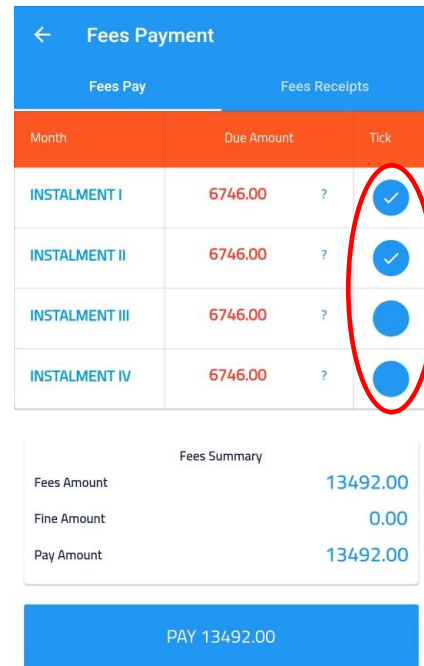
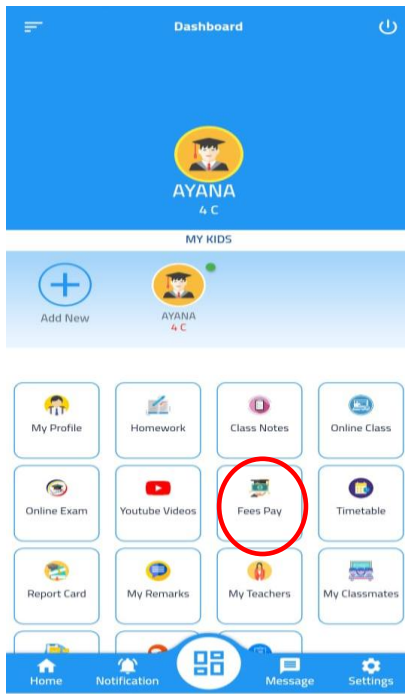
Password

Confirm Password

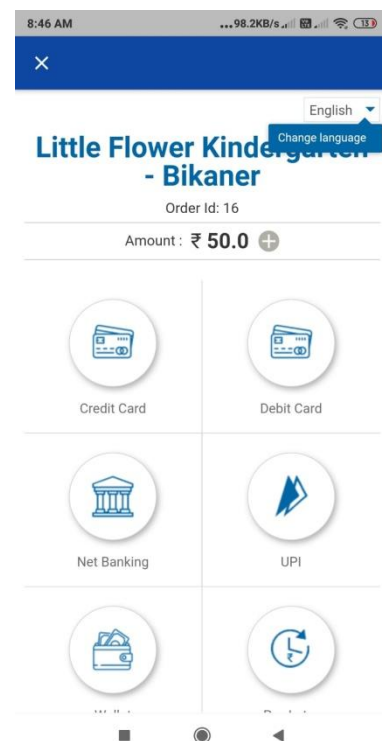
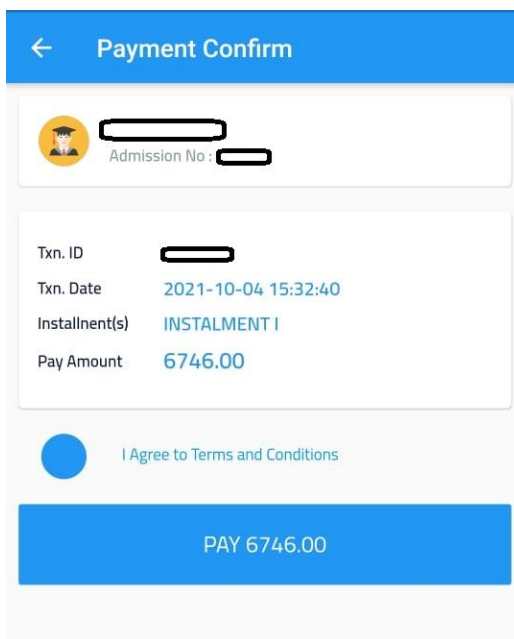
Save & Login



Step 5: Click on Dashboard and select Fees Pay option. Select the installments and click 'PAY' option.

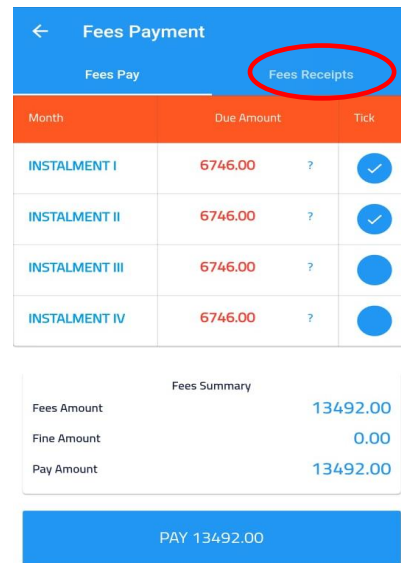


Step 6: Verify student name and amount and mark tick on terms and conditions. Click on 'PAY' option to continue. Choose a mode of payment and complete the transaction. You can use UPI option to avoid Bank charges.



Note:

- 1. From fees receipt option, you can download the receipts of previous online transactions.
- 2. Successful payments may take 4-5 days to reflect in the installments



For any queries related to online payment please call

9414050886

Time 8:30 am to 12:30 pm